

RGF[®]

Commercial PHI Unit

New Advanced Environmental Air Treatment System

Thank you for purchasing the **Commercial PHI Unit by RGF[®]**
Advanced Oxidation Systems.

We are confident this system will provide you with years of
Fresh, Clean and Odor-Free Air!!!



Model: CML

NOTE: Please take time to read the attached assembly instructions. All instructions and precautions should be adhered to while operating this system.


RGF Environmental Group
1101 West 13th Street (Port of Palm Beach Enterprise Zone)
Riviera Beach, Florida 33404 USA
Tel: (561) 848-1826 • (800) 842-7771 • Fax: (561) 848-9454
www.rgf.com

© Copyright 2012



Commercial PHI Unit by RGF®

The **Commercial PHI Unit by RGF®** Advanced Oxidation Systems is designed to help eliminate sick building syndrome risks by reducing odors, bacteria, and cold and virus causing germs through a patented Photohydroionization® (PHI) process. **Commercial PHI Unit** is easily mounted into existing air conditioning and heating systems. When the HVAC system is in operation, the PHI Cell® uses an Advanced Oxidation Process to reduce airborne contaminants.



Note: RGF recommends electrical connections to be done by a licensed electrician.



COMMERCIAL PHI UNIT by RGF® INSTALLATION INSTRUCTIONS

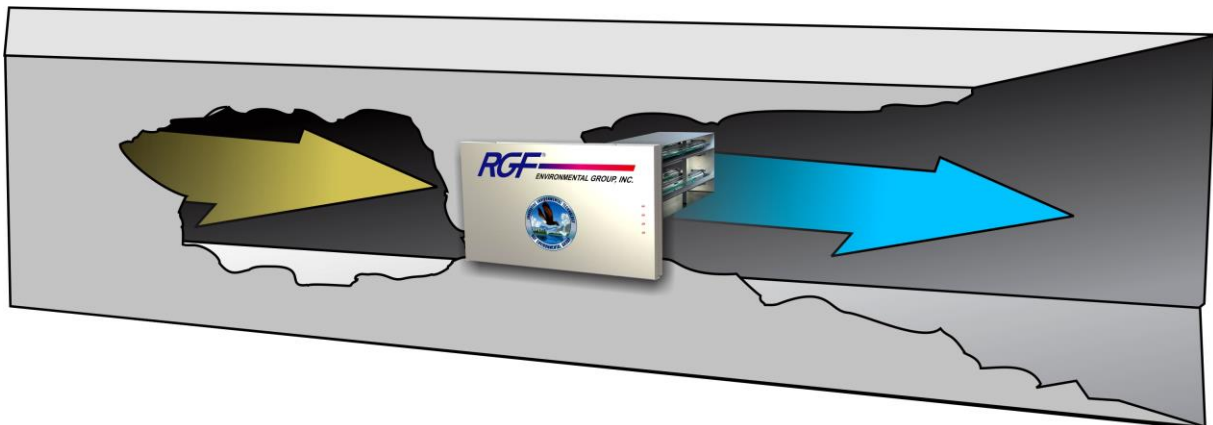
Note: These are general instructions for the **COMMERCIAL PHI Unit**. Always consult your distributor or RGF representative for specific instructions for your application.

The **COMMERCIAL PHI Unit** is intended for installation into the duct work of large industrial size Heating / Air-conditioning units. The power cord must be accessible after installation, never use a damaged supply cord. Please contact your distributor or RGF representative with the make and model for compatibility and specific installation instructions for your units.

DANGER: Never look directly at the unit while it is in operation. The Commercial PHI Unit utilizes high-intensity Ultra-violet light which can cause damage to your eyes. Shield the unit as necessary to prevent direct line-of-sight vision of the unit. Always use approved safety equipment when working near UV light.

- Remove the access cover to electronic enclosure.
- Locate mounting area for Commercial PHI unit.
- Cut an 8" x 8" square hole in the duct work.
- Insert the Commercial PHI unit into opening.
- Affix the unit to the duct work by pre drilling the mounting holes with a 1/8" bit, and secure with eight (8) #12 stainless self tapping screws (not supplied)
- Replace the cover of electronics enclosure.
- Make electrical connections as below.


100 – 277 VAC 60 Hz	Black White Green	L1 Common Ground
---------------------	-------------------------	------------------------



Replacing PHI Cells:

BEFORE CHANGING PHI CELLS COMPLETELY DISCONNECT FROM POWER

- Remove cover from electronic enclosure.
- Unplug indicator light leads.
- Disconnect PHI Cell connector.
- Loosen PHI Cell retaining clip screw.
- Rotate retaining clip clear of PHI Cell.
- Slide PHI Cell out of box.
- Replace PHI Cell.
- Rotate clip back over Cell.
- Tighten retaining clip screw.
- Reconnect indicator light lead.
- Replace cover.



LIMITED WARRANTY

This warranty supersedes and replaces any warranty statements made orally by the Sales Person, Distributor, or Dealer, or contained in the written instructions or other Brochures or informational documents related to this product.

Manufacturer warrants the new **Commercial PHI Unit by RGF®** equipment to be free from defects in material and workmanship under normal use and service when operated and maintained in strict accordance with manufacturer's instructions for a period of twelve (12) months from the date of receipt of equipment.

Manufacturer's obligation under this warranty is limited to repairing or replacing any part found to its satisfaction to be so defective. This warranty does not cover parts damaged by decomposition from chemical action or wear caused by abrasive materials, nor does it cover damage resulting from misuse, abuse, or any other than its intended use, accident, neglect, or from improper operation, maintenance, installation, modification or adjustments.

Manufacturer assumes no liability for any harm that may occur as a result of the use of this equipment and shall not be liable for consequential or any other damages, whether or not caused by manufacturer's negligence or resulting from any express or implied warranty or breach thereof. Consequential damages for the purpose of this warranty shall include, but not be limited to, loss of use, income or profit, or loss of or damages to property or injury to persons or animals occasioned by or arising out of operation, use, the operation, installation, repair or replacement of the equipment or otherwise.

THERE ARE NO WARRANTIES WHICH EXTEND BEYOND THE DESCRIPTION ON THE FACE HEREOF.

To obtain warranty service and return authorization number, contact the factory at (561) 848-1826 / 800-842-7771, fax (561) 858-9454, or ship the part, postage prepaid, to:

RGF Environmental Group, Inc.
Customer Service Department
1101 West 13th Street Riviera Beach, FL 33404 USA

Include a copy of your Bill of Sale, Invoice or Receipt of Purchase, with an explanation of the problem or defect.

Hg- LAMP CONTAINS MERCURY Manage in accord with disposal laws See: www.lamprecycle.org



LIMITED WARRANTY COMMON QUESTIONS

How long is the warranty?

- For one (1) year or 10,000 hours from initial start up.

How do I contact the Manufacturer about my warranty, a question or complaint?

- A question or complaint may be answered by your local Distributor/Dealer.
- If they cannot answer the warranty question or complaint, you can fax to (561) 848-9454 or call RGF directly and request the Warranty Department (800) 842-7771.

Are there any parts not covered by this warranty (that the manufacturer will not repair or replace)?

- Yes. Parts damaged by decomposition from chemical action, humidity, moisture, or wear caused by abrasive materials. It does not cover damage resulting from misuse, abuse, or any other use other than its intended use. This warranty does not cover accident, neglect, or from improper operation, maintenance, installation, modification or adjustments.
- Parts not made by Manufacturer. However RGF will process the claim with the other manufacturer.

What do I do in the event the equipment is damaged in shipping?

- Immediately upon receipt of the unit, you as the purchaser should inspect the unit and test it to make sure it is operational.
- If there is visible damage to the equipment:
 1. Notify the carrier shipping office immediately and write on the Bill of Lading the visible damage or part(s), which are broken or missing.
 2. Call RGF immediately at 1 (800) 842-7771 or fax (561) 848-9454 a copy of the Bill of Lading to RGF. Specify the damage.
 3. Arrange with the carrier to ship the unit back to RGF **at the carrier's cost.**
 4. RGF will repair or replace your damaged unit as soon as possible.

What if I find damage to the equipment after the carrier leaves?

- Claims for concealed shipping damage must be reported to the carrier and a copy sent to RGF in writing via telefax or certified U.S. Mail within fifteen (15) days from the date of delivery.

Note: Please take note that the carrier will not cover the damages if these steps are not adhered to.

Steps to take when you have determined that your equipment is malfunctioning within the warranty period.

- Call your distributor and notify them of the problem or malfunction. (It may be a simple problem or oversight with a simple solution – See Trouble Shooting Chart).
- If it is determined that a part is malfunctioning due to a defect, ship unit prepaid to RGF along with completed Equipment Warranty Request Form (which may be obtained from the Distributor).
- RGF will repair or exchange the defective unit with a working replacement.

Things I should do to avoid problems or injuries when running my *GUARDIAN AIR* Equipment.

- Read thoroughly and understand all Operating Instructions, Warnings and Precautions before commencing application.
- Place unit in a dry area when possible.

What service can I expect from my distributor?

- Your distributor will assist you with any problems or questions you may have.
- Sell you optional parts or equipment as needed.
- Assist you with any warranty problems and provide you with a Warranty Request Form (which is required when sending a warranty unit back to the manufacturer for repair or replacement).

WARRANTY REQUEST FORM
(INCOMPLETE FORMS WILL NOT BE PROCESSED!)

RETURN AUTHORIZATION NO. _____

CONTRACTOR:

NAME _____

ADDRESS _____

CITY _____ STATE _____ ZIPCODE _____

CONTACT _____ PHONE _____ FAX _____

WHOLESALER:

NAME _____

ADDRESS _____

CITY _____ STATE _____ ZIPCODE _____

CONTACT _____ PHONE _____ FAX _____

EMAIL ADDRESS _____

UNIT: MODEL # _____ SERIAL # _____

RGF INVOICE # _____ DISTRIBUTOR P.O. #: _____

DATE OF SALE: _____ OVER THE COUNTER EXCHANGE? YES

NO

IF YES, SERIAL # _____

ITEM(S) SUBMITTED FOR WARRANTY:

1) _____

2) _____

REASON(S) FOR RETURN:

(FOR MANUFACTURER USE ONLY)

DATE ITEM(S) RECEIVED: _____

RECEIVED BY: _____

REPLACEMENT UNIT OR PART SENT

COMMENTS:

NOTE: THIS COMPLETED FORM MUST ACCOMPANY ALL RETURNED ITEMS.

SHIP TO: RGF Environmental Group, Inc.
ATTN: CUSTOMER SERVICE DEPARTMENT
1101 West 13th Street Riviera Beach, FL 33404 USA
Tel: (561) 848-1826 • (800) 842-7771 • Fax: (561) 848-1160